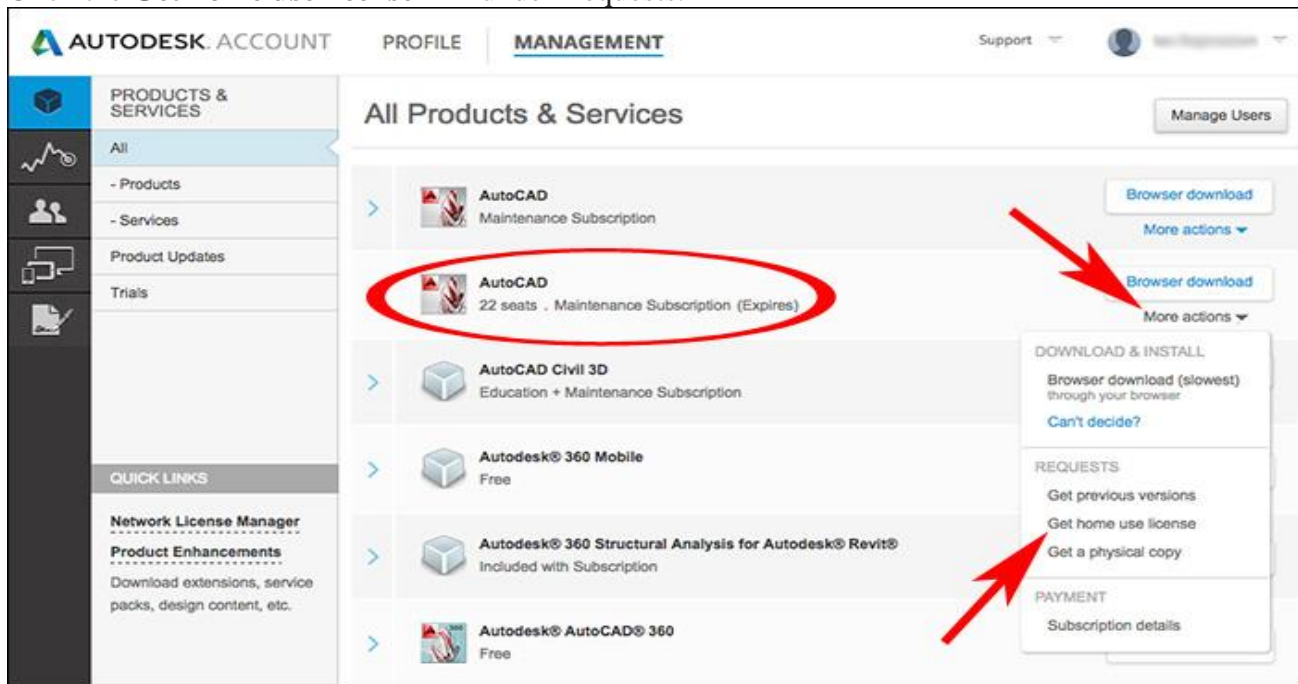




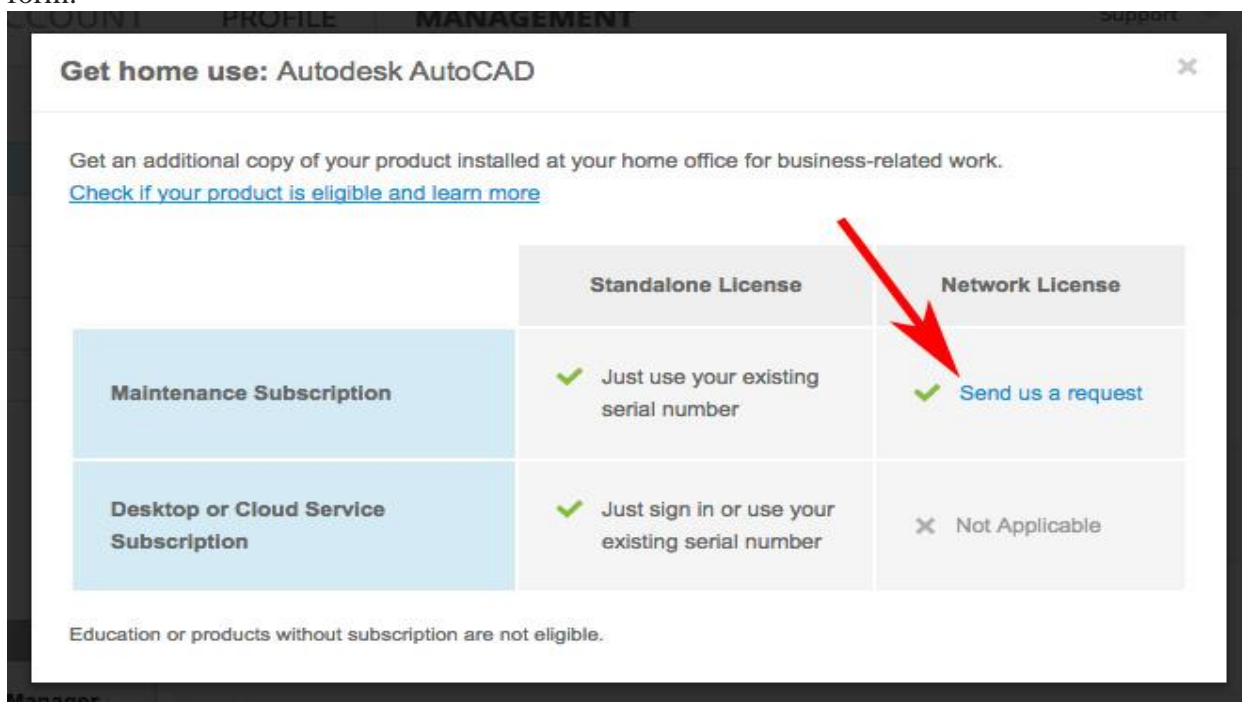
## Requesting a License to Use Software at Home

To request a Home Use license for a network license server:

1. Sign in to your Autodesk Account at [accounts.autodesk.com](https://accounts.autodesk.com).
2. Select **Management** to view your Products & Services.
3. Locate the software title under Maintenance Subscription and click the **More actions** link below the Download button.
4. Click the **Get home use license** link under Requests.



5. Click the **Send us a request** link under Maintenance Subscription/Network License to activate the request form.

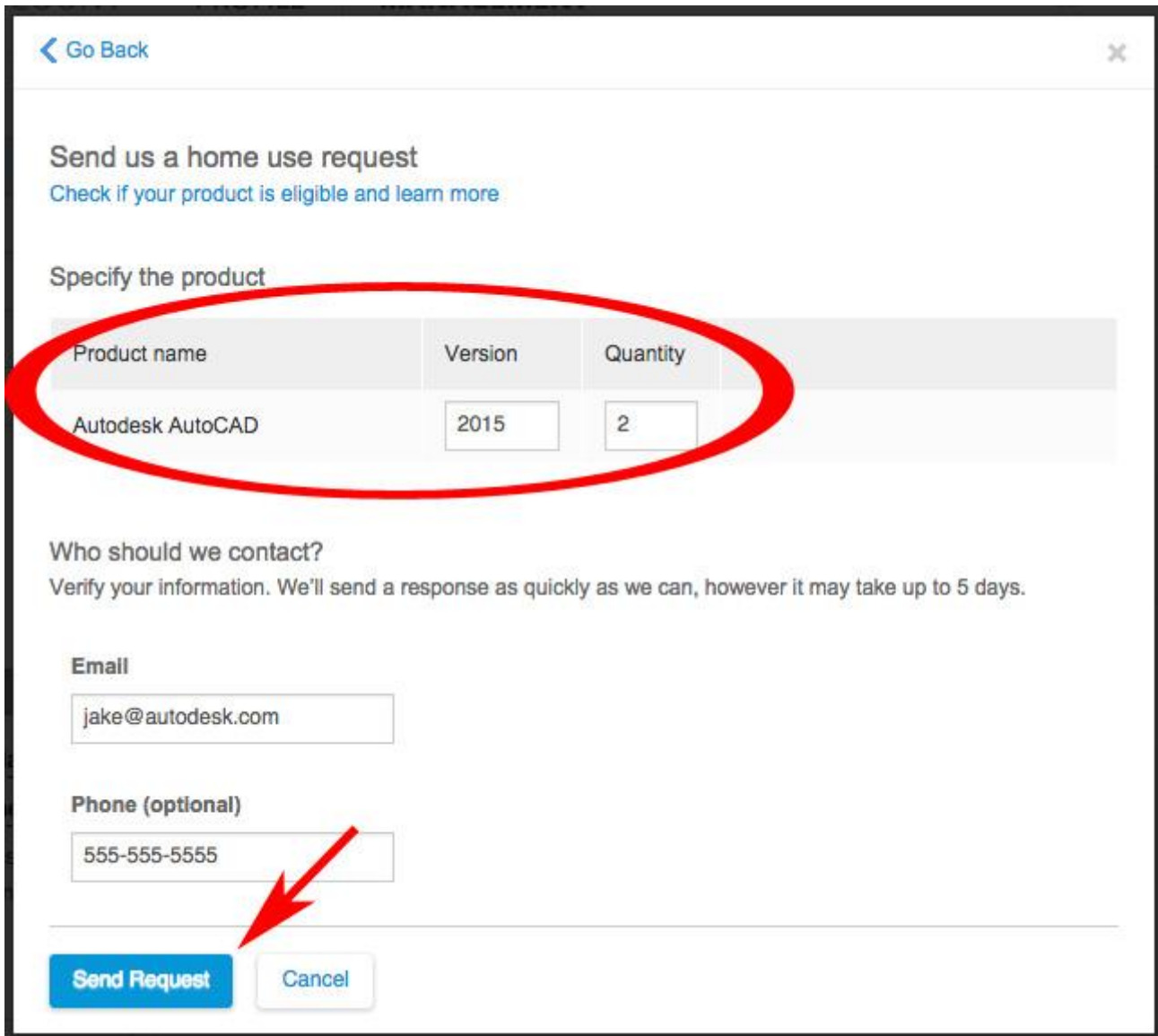


	Standalone License	Network License
Maintenance Subscription	✓ Just use your existing serial number	✓ <a href="#">Send us a request</a>
Desktop or Cloud Service Subscription	✓ Just sign in or use your existing serial number	✗ Not Applicable

Education or products without subscription are not eligible.

6. Enter the requested information and click the **Send Request** button:

- **Version:** Enter the version year for the software.
- **Quantity:** Enter the number of licenses you need. Number cannot exceed the number of current version licenses you have available.
- **Contact Information:** Enter an email address and phone number so we can provide the license file and contact you if more information is required.



< Go Back ×

### Send us a home use request

[Check if your product is eligible and learn more](#)

#### Specify the product

Product name	Version	Quantity
Autodesk AutoCAD	2015	2

#### Who should we contact?

Verify your information. We'll send a response as quickly as we can, however it may take up to 5 days.

**Email**

**Phone (optional)**

**Send Request**