

Content:

May 2014

In The News:

Salesoft Award

AutoCAD Technical:

Pointers for AutoCAD 2015

Revit Technical:

What's NEW in Revit 2015

Salesoft Training:

Ready to 'Up' your Revit game?
June Training

Autodesk News:

Subscriber Help

Events & Interest:

An Interesting Product
2014 Interior Design Awards

Autodesk Promotions:

Right On Time - Upgrades and Legacies

Editorial comment...

The continuing big news that we at Salesoft want to make sure all our clients are aware of is Autodesk's decision to stop all upgrades EXCEPT through subscription. What this means to you is that if you're not on subscription and want to upgrade in a couple of years time, you will be unable to do so. Instead you will need to purchase a new seat which could work out quite expensive.

We would like to ensure our clients have all the facts prior to February 2015 so if you have any queries about these changes, or anything else regarding the Autodesk products we sell, please do call us.



Salesoft is a 100% NZ Owned & Operated Reseller, specializing in Autodesk BIM solutions.

Regards The Team.

In The News :

Salesoft Award

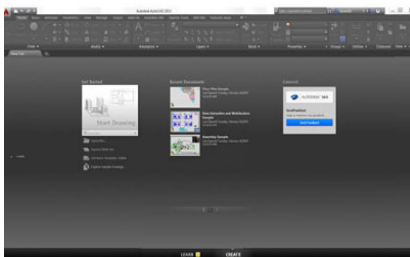


Shane was asked to make sure he took a suit with him to the Autodesk One Team Conference in Las Vegas last month. After being raced up the stairs at the hotel and barely having time to check in, Shane was called on to receive an award making Salesoft one of the year's elite as an Autodesk Platinum Partner!

The honour that comes to Salesoft could not happen if it were not for our wonderful clients, so thank you everyone for your support.

AutoCAD Technical:

Pointers for AutoCAD 2015



New Tab: When you launch your AutoCAD 2015 software, the first thing you'll notice is a new tab.

It displays as a file tab, when there are no drawings open and when you create a new tab. The New Tab contains two sliding frames - **Learn** and **Create**.

Create - This page is the default page and appears as a launchpad from whence you can access files, templates, product updates and the on-line community. It is divided into three columns: Get Started, Recent Documents and Connect.

Learn - Click on Learn at the bottom or left of the page to slide over to the Learn page. This provides you with tools to help with your AutoCAD 2015 learning. The Learn Page is divided into three columns: What's New, Getting Started Videos and Tip/Online Resources.

To find out more about the New Tab and all the new features in AutoCAD 2015, click [Here](#) for a downloadable PDF.

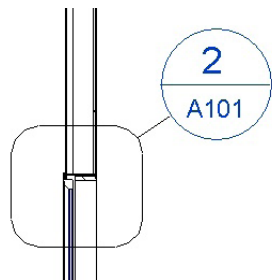


For Presentation work:

The new Sketchy Line display mode has to be a winner. Nice thing is you can save your favourite degree of squiggle as part of your View Template values. For even better Hidden Line Sketchy images, check the Smooth lines with anti-aliasing option.

Talking about presentation linework, the new automatic **Hidden Line** facility for 3D Views is welcomed for some presentation situations.

And if you just want quick basic renders the **Ray Trace** display mode has been improved with increased speed, better colour and shadows with all back grounds.



For Documentation work:

There are many useful improvements but for documentation my No.1 has to be the ability to change a Callout **Drafting View** when doing amendments to your detailing sheets.

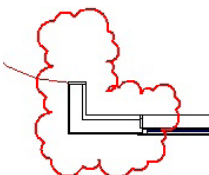
In 2014 you had to delete the whole Callout and start again.

In 2015 you can now select an alternate View from the Options Bar reference dropdown list. Only snag is, you still have to re-Insert the updated Drafting View from your library first (Revit increments the name because it already exists in the project), change the View reference to that new *DetailName*, then Delete the old Drafting View and rename the new as old! Plus replace the detail view on any Sheet, where it is used.

Window Schedule			
Mark	Image	Location	Constructi
W1		South	Al Frame Timbe
W2		South	Al Frame Timbe

Not quite what I wanted to see as an update; re-Insert detail and allow overwrite/replace if it already exists. Then the old detail on a Sheet would also update.

And yes – this update works in Revit LT 2015 as well!



Schedules: Lastly Schedules can now have an Images column. With a bit of effort you can now make Graphical Window Schedules complete with dimensioned linework 'images'.

These image columns are also handy for Materials swatch Schedules.

Lastly talking of Sketchy Lines, **Revision Clouds** can now be drawn with user defined lines and the arc sizes can be changed to look better on Sheets. You can also delete old revisions with better management issue tools.

Salesoft Training:

Ready to 'Up' your Revit game?



Salesoft is very keen to help upskill our clients with a **Revit Architecture Families** course. We have had a number of people, even during Essentials classes wanting information on the creation, management and use of Revit Families. Rich is itching for the opportunity to take those who have some Revit experience to the next level and expand on their Revit knowledge. You would need to have either done a Revit Essentials course or have had equivalent Revit experiece to attend.

We are currently looking at holding this 2 day course around mid-July. Please email [Julia](#) if you are interested in attending a **Revit Architecture Families** course.

June Courses

Revit Architecture Essentials:

DATE: 5th & 6th and the 9th & 10th June. We break the class with a weekend to give our students some down time to integrate and refresh. Only room for **one** more so call 09 373 29879 NOW!

AutoCAD Essentials:

We have not set a date yet but are considering doing an extra course in AutoCAD Essentials. There is currently plenty of interest in an extra course at present.

The most likely dates are the 15th - 17th June. Please register your interest with [Julia](#). [TOP](#)

Subscriber Help is Here - in 26 different languages! Most of us in New Zealand are unlikely to need all the languages, but the factual and helpful information, readily accessible will be of great value to many of our clients.

Some of the on-line tutorials include:

- How to assign or change your Software Coordinator or Contract Manager
- How to create a named user and set permissions in User Management
- How to add or remove users in User Management
- How to find your serial number and product key
- How to download software using Download Now
- Downloading Product Upgrades from Subscription Center
- How to request product media in Subscription Center
- How to sign in to Subscription Center
- How to request a license to use Autodesk software at home
- How to download a previous version of Autodesk software



Check out the links below and bookmark them for future reference.

- www.autodesk.com/subscriptionhelp
- www.autodesk.com/maintenancehelp
- www.autodesk.com/desktophelp
- www.autodesk.com/cloudservicehelp

Events & Interest:

An Interesting Product

Quietstone® Light - is a rigid, lightweight, acoustic absorber manufactured from 94% recycled glass (that would otherwise go to landfill). It is expanded glass beads, bonded together. The resultant product is a porous panel with sound absorption like a fibrous material but with the added benefits of being self bearing, chemically resistive, easy to cut, non fibrous, inert and sustainable.


Quietstone is suitable for use in interior and exterior applications and is unaffected by water or frosts. Quietstone has been used extensively overseas as wall mounted absorbers for tunnels and trains stations. It also solves difficult acoustical issues in applications such as auditoriums and classrooms. The product was judged as finalist at the Selector Product of the 2011 — BuildNZ.

2014 Interior Design Awards

Accolades for some of our clients: A number of our clients are finalists and winners in the 2014 Interior Design Awards. here are some of them.



Winner: Craftsmanship - eighthirty Store
by Glamuzina Paterson Architects.



Winner: Hospitality - Milse - by Cheshire Architects.




Finalist: Craftsmanship – Bespoke Display Wall for Clearly
by RCG. (Spectacles)

Congratulations to you all from the Salessoft Team.

Finalist: Emerging Design Professional - Dajiang (DJ) Tai,
Cheshire Architects



Finalist: Retail – The Tooth Company, Britomart by
Herbst Maxcey Metropolitan Architects






Autodesk software purchase options are evolving. Upgrades from previous releases will no longer be available as of February 1st 2015. Autodesk has some great promotions running to help you out. Move to the latest release with subscription now and save.

AutoCAD LT Upgrading:

Autodesk are still helping clients upgrade their old, hitherto upgradable 2008 - 2014 LT's. This is to ensure as many customers as possible are well prepared for the 'no subscription, no upgrade' policy that will be implemented in February 2015.



Until 18th July 2014, you can benefit from up to 20% off eligible AutoCAD LT upgrades to current LT software. This order is only available with Subscriptions. (There are no discounts for purchases without Subscription).

Other AutoCAD LT Upgrade Options:

There is also up to 20% off upgrades with Subscriptions from AutoCAD LT, to Verticals or Suites. If you wish to upgrade without subscription, you still can but the discount will only be 10%. These Legacy Upgrade options include product versions 2008 or after.



Legacy Promo:


Until 18th July 2014, Autodesk also has a promotion on Legacy software. Trade in your older Autodesk licences and get up to 30% off a new software seat with Subscriptions. Vertical and Suite Legacy products include AutoCAD, Revit Suites, 3ds Max and more. Call us for more information.

Please Note: There is no discount for legacy purchases without Subscription. In case you're unsure, Legacy software includes any version prior to 2008.

If you would like to know more about the upgrade offers, or about the Autodesk changes regarding no upgrades, unless on subscription from February 2015, please call Salesoft on 09 373 2989 or email [Peter](#) or [Chris](#) for further information. For more clarification on upgrade status from 2015, read this [FAQ](#) on the Autodesk Upgrade Policy.



We want you, our clients, to have the best deals possible, while you can. Remember, these opportunities finish on the 18th July. Don't put it aside to look at again later - call us now!



Salesoft Details

Salesoft CAD Solutions Ltd

115 Grafton Road, Grafton, 1010. PO Box 90 394, Auckland 1142

Ph: 09 373 2989. Fax: 09 373 2990 team@salesoft.co.nz

www.salesoft.co.nz

[TOP](#)