

Content:

August 2014

Coming to YOUR Office:

Autodesk Upgrade changes

Revit Technical:

New Keynote Plugin
Revit LT Tips & Tricks

BIM Update:

Are You Doing BIM?

AutoCAD:

2015 Tips & Tricks

Events & Interest:

Autodesk Technology - Future of Our Past
Christchurch News
Autodesk Technology Days
Autodesk Academic Resource Centre

Salesoft Training:

Revit Essentials & AutoCAD Essentials

Editorial comment...

Happy 1st Anniversary to the new Salesoft!

Yes, it's already a year since Shane took over the helm from Rich, who has taken the opportunity to step back a little. Shane's been doing a great job in guiding Salesoft into a productive future within a happy, healthy and friendly environment.

As many of you will be aware, Shane's focus has always been on keeping clients well informed regarding their software and company requirements. Best possible pricing coupled with real integrity has kept our clients loyal and happy with our service.



The staff at Salesoft are looking forward to working with you, our clients for many years to come.

Coming to YOUR office :

Autodesk Upgrade Changes

As of February 1st 2015, upgrades from previous releases of Autodesk software will only be available on Maintenance Subscription. The Salesoft team is still pushing to ensure our clients have all the facts regarding the changes Autodesk is making. So, check your darkened cupboards and backrooms for old Autodesk software licences. If you think you may be taking on new staff in the foreseeable future, think about upgrading those old licences now, while you still can.

Upgrade now to the latest release of 2015 Autodesk software and gain:

- More advanced toolsets
- Extended capabilities
- Improved workflows.
- Compatibility

To date every new Autodesk upgrade promotion this year has meant a lower percentage discount in the upgrade price offer. We don't know if there will be any discount at all after October 17th so the sooner you have the chance to check out what you're going to be needing, the better. **DO IT NOW!**

Save up to 15% on upgrades with subscription from 1 - 6 releases back in many products, including the Building Design Suites purchased before October 17th.

Save up to 30% on legacy upgrades with subscription from 7 + releases back (2008 software).

AutoCAD LT upgrades from previous versions, including 5 and 10 seat packs are also at a discounted price. Make the most of this window of opportunity now.

To check on what options are available for you, call or email [Chris](#) or [Peter](#) today.

Revit Technical:

New Keynote Plugin

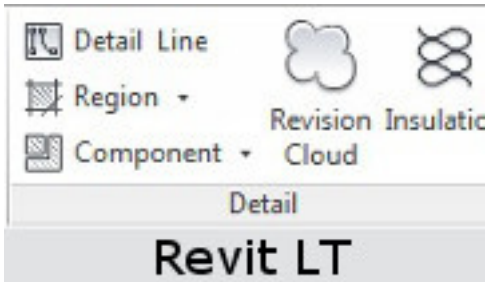


Kiwi Codes Solutions Ltd has developed a new plug-in application for Revit 2015. Named: **EasyKeynoter 2015**. It works inside Revit to create and add Keynotes into your project from a database.

As their [web page](#) says:

"Easy Keynoter is the first keynote editor that is fully integrated within the Revit UI. Easily create, edit and remove existing keynotes. Fast search to find keynotes and Drag n Drop keynotes from Easy Keynoter to Revit elements to attach keynotes." No reliance on Revit txt files, so multiple users can search and edit keynotes at the same time. Nice one Phillip!

Revit LT - Tips & Tricks




Recent user support call highlighted that Revit LT: Annotate > Detail panel, does not include 'Place a Detail Group', but the Detail group was listed in the Project Browser (PB) under Families.

Solution to placing a specific named Detail Group was simply to pick it in the PB and drag it into the view! User had to admit he did not know you can drag things from the PB instead of clicking tools in the Ribbon.

BIM Update:

Are You Doing BIM?



We get various calls and enquiries about how to update to BIM software, so we are prompted to clarify what it is to invest in BIM.

A common situation is that a person or a firm has been using their AutoCAD to draw up client solutions and create documentation for building consent, etc.

Then they are asked, or they decide it is time to 'take the plunge' and get into Revit. But just switching to using a 3D modelling package (such as Revit) is not exactly "Doing BIM".

The official Autodesk definition of 'What is BIM ?' by Kelcey Lemon (Technical Marketing Manager, Autodesk Inc. Jan 2013) is:

"Autodesk BIM is an intelligent model-based process that helps owners and service providers achieve business results by enabling more accurate, accessible, and actionable insight throughout project execution and lifecycle."

A more recent definition by William Lopez Campo (Business Consultant, Autodesk UK. May 2014) was also found:

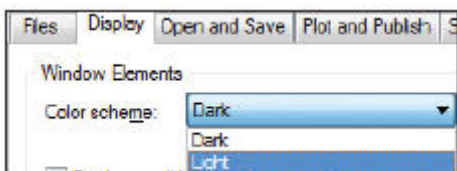
"BIM is a process that involves creating and using an intelligent 3D model to inform and communicate project decisions. Design, visualization, simulation, and collaboration enabled by Autodesk BIM solutions provide greater clarity for all stakeholders across the project lifecycle. BIM makes it easier to achieve project and business goals."

AutoCAD:

2015 Tips & Tricks

File tabs: File tabs display in the order they were opened, but you can easily drag and drop them to change that order. If you run out of room—an overflow menu will appear for you on the right.

Locks: A lock icon on a tab indicates read-only; an asterisk indicates the file has been modified since the last save.




Color Schemes: Have you been staring at AutoCAD all day? Give your eyes a rest with the new dark themed Interface. You can easily switch AutoCAD back to the more traditional light theme using the Color Scheme control on the Display tab of Options or by using the COLORTHEME system variable.

[TOP](#)

Events & Interest:

The Future of Our Past



So you use AutoCAD or Revit for CAD work? What about some of the other innovative and interesting uses of Autodesk Technology ?

Scanning, Cloud Computing, Visualization for Education, Archiving Knowledge, Measuring Coral Growth, Recording History. It's **ENDLESS**, and **AMAZING!** Tatjana Dzambazova, Senior Product Manager and Technology Whisperer at Autodesk Inc. can best explain. Watch her [video](#). Some of you may remember her visit to NZ during our BIM Bus Tour way back in 2006!

Christchurch News

The Salesoft flag was flying in Christchurch 31st July- 2nd August, at the Canterbury BuildNZ Show, CBS Canterbury Arena. Shane, Rich and Chris enjoyed talking to a number of our Christchurch clients and other South Islanders in general. Certainly lots of friendly folk down there and the weather was cold but glorious for the event.



Autodesk Technology days.
Join us to immerse yourself in Autodesk technology.

If you missed the BuildNZ show and would like to catch up with the Team, look out for Shane and Peter at the **Autodesk Tech Day** for the morning of 21st August. Click on the image link to register, if you haven't already done so.

Autodesk Technology Days

Autodesk Technology Days are a great opportunity to see Autodesk Design Products, workflows and other innovative products. The presenters, Samuel Macalister, BIM Senior Technical Sales Specialist and Andrew Milford, Senior Technical Specialist - Civil are well known and you will definitely learn something of value from them. Register on the above image now for the Autodesk Technology Day to be held in AUCKLAND and CHRISTCHURCH this Tuesday and Thursday. Come and join the Autodesk Team and Salesoft for a very worthwhile event.

Autodesk Academic Resource Center



Autodesk is now providing free software through the Academic Resource Center for qualifying educational institutions. For universities, polytechs, high schools and other learning institutions, click on the image on the left to check whether you qualify for this great Autodesk educational advantage.

Salesoft Training:


Revit Essentials



Our next Revit Essentials class is coming up soon. If you want to take the first steps to BIM solutions for your clients and company, start with our Revit Essentials. An intensive, four day course to give you a starting point into the whole concept of BIM.

DATES: 25,26,29,30th September. We give you a weekend in the middle to integrate what you've learned and give your brain a rest!

AutoCAD Essentials



Are you looking at new staff members? Is your work load starting to push the boundaries on existing staff?

Our next AutoCAD course is already full, but we may have another in September, if the interest is there. Log your interest with us and we will keep in touch regarding a second September course.

All Courses: Any queries or registrations, call or email [Julia](#).

Salesoft Details

Salesoft CAD Solutions Ltd

115 Grafton Road, Grafton, 1010. PO Box 90 394, Auckland 1142

Ph: 09 373 2989. Fax: 09 373 2990 team@salesoft.co.nz

www.salesoft.co.nz